

SCALLOP WILLOW | SCALLOP WILLOW 150 STANDING LAMP | SCA-WIL-150(SML)-STA



DESCRIPTION

A 150mm Dia. simple classic 'Scalloped-Willow' standing lamp. Illuminated by a G9 LED lamp within a handmade frosted Pyrex glass diffuser.

See our Finishes & Materials page for all standard specs

PRODUCT SIZE

SHADE SIZE: 150W X 350-520H MM / TOTAL HEIGHT: 1500MM

PACKAGING DIMENSIONS

300MM(W) X 300MM(L) X 1680MM(H)



LAMP TYPE & NO
1X G9-2.5W LED
WARM WHITE - DIMMABLE

CLASS II
IP RATING 20
QC RATING 21

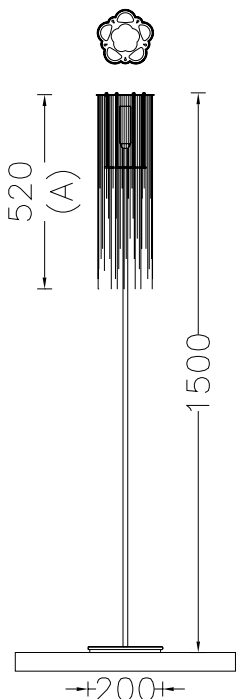
 **VOLTAGE RANGE**
114 - 240V

PRODUCT
MARKS &
RATINGS








WEIGHT 6KG
PACKED WEIGHT 10KG

TECHNICAL DRAWING



INTERACT

SELECT CHAIN FINISH

-  SILVER *
-  BRASS *
-  COPPER *
-  SMOKE *
-  MIXED METALIC *
-  BLACK OXIDE †
-  RUST OXIDE †
-  WHITE *
-  RED *
-  BLACK *

CUSTOMISE DIMENSIONS

A

B

C

LAMP TYPE

QUANTITY

ADDITIONAL COMMENTS

WEB LINK & DOWNLOAD 

* LASERCUT FRAMES BRUSHED STAINLESS STEEL, BRASS CNC PARTS CHROME PLATED.

† LASERCUT FRAMES AND BRASS CNC PARTS IN MATCHING OXIDIZED FINISH.